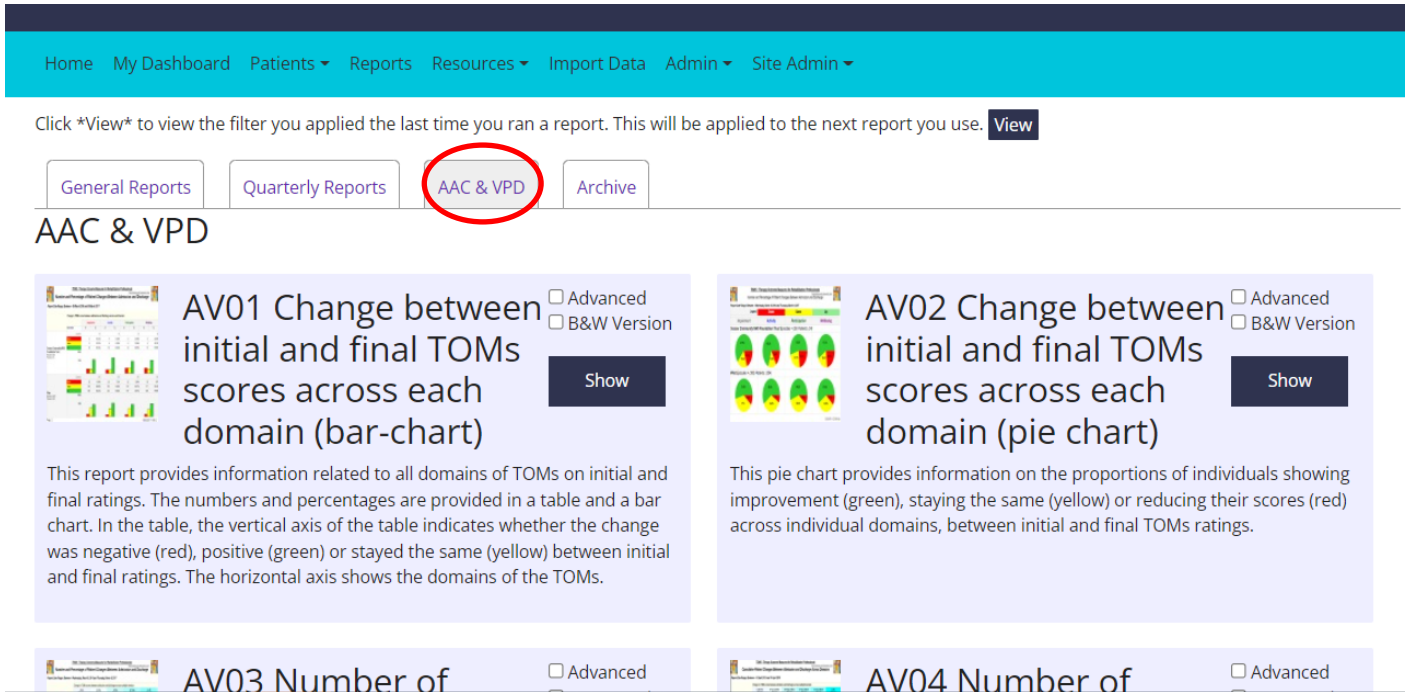


## Velopharyngeal disorder TOMs reports

The velopharyngeal disorder (VPD) reports are grouped with the AAC ones under the "AAC & VPD" tab:




Home My Dashboard Patients Reports Resources Import Data Admin Site Admin

Click \*View\* to view the filter you applied the last time you ran a report. This will be applied to the next report you use. [View](#)

General Reports Quarterly Reports **AAC & VPD** Archive

### AAC & VPD




**AV01 Change between initial and final TOMs scores across each domain (bar-chart)**

This report provides information related to all domains of TOMs on initial and final ratings. The numbers and percentages are provided in a table and a bar chart. In the table, the vertical axis of the table indicates whether the change was negative (red), positive (green) or stayed the same (yellow) between initial and final ratings. The horizontal axis shows the domains of the TOMs.

Advanced  
 B&W Version

[Show](#)




**AV02 Change between initial and final TOMs scores across each domain (pie chart)**

This pie chart provides information on the proportions of individuals showing improvement (green), staying the same (yellow) or reducing their scores (red) across individual domains, between initial and final TOMs ratings.


Advanced  
 B&W Version

[Show](#)



**AV03 Number of**

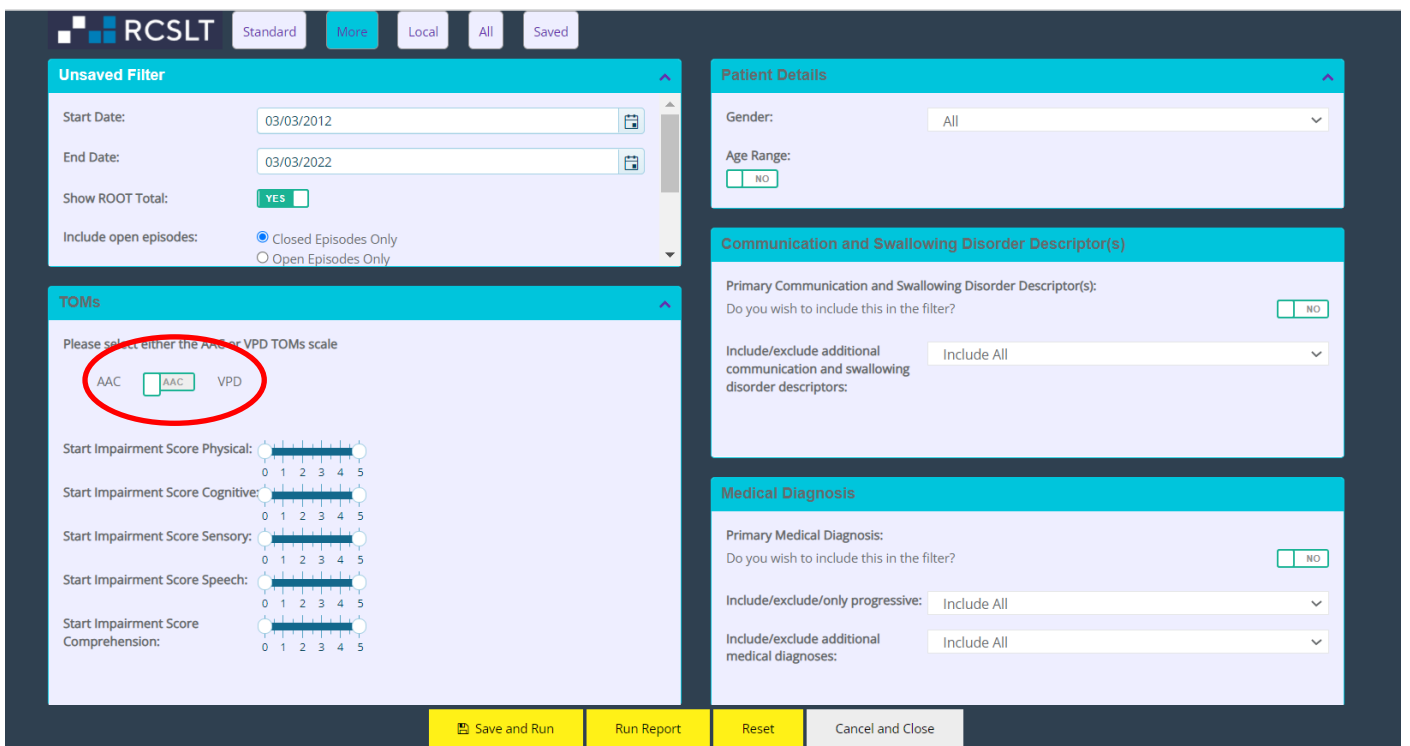
Advanced



**AV04 Number of**

Advanced

When running a report, start off by choosing between 'AAC' and 'VPD' by flicking the switch in the box to the left labelled 'TOMs'. (The default is AAC).



RCSLT Standard More Local All Saved

**Unsaved Filter**

Start Date: 03/03/2012

End Date: 03/03/2022

Show ROOT Total:  YES

Include open episodes:  Closed Episodes Only  Open Episodes Only

---

**TOMs**

Please select either the AAC or VPD TOMs scale

AAC  **AAC**  VPD

Start Impairment Score Physical: 0 1 2 3 4 5

Start Impairment Score Cognitive: 0 1 2 3 4 5

Start Impairment Score Sensory: 0 1 2 3 4 5

Start Impairment Score Speech: 0 1 2 3 4 5

Start Impairment Score Comprehension: 0 1 2 3 4 5

**Patient Details**

Gender: All

Age Range:  NO

---

**Communication and Swallowing Disorder Descriptor(s)**

Primary Communication and Swallowing Disorder Descriptor(s):  NO

Do you wish to include this in the filter?

Include/exclude additional communication and swallowing disorder descriptors: Include All

---

**Medical Diagnosis**

Primary Medical Diagnosis:  NO

Do you wish to include this in the filter?

Include/exclude/only progressive: Include All

Include/exclude additional medical diagnoses: Include All

[Save and Run](#)
[Run Report](#)
[Reset](#)
[Cancel and Close](#)

Then adjust the filters in the drop-down boxes to the right accordingly.

The screenshot displays the RCSLT software interface with the following sections and settings:

- Unsaved Filter:** Start Date: 03/03/2012, End Date: 03/03/2022, Show ROOT Total: YES, Include open episodes: Closed Episodes Only.
- TOMs:** AAC, **VPD**, VPD.
- Patient Details:** Gender: All (dropdown menu circled in red), Age Range: NO.
- Communication and Swallowing Disorder Descriptor(s):** Primary Communication and Swallowing Disorder Descriptor(s): Do you wish to include this in the filter? NO, Include/exclude additional communication and swallowing disorder descriptors: Include All (dropdown menu circled in red).
- Medical Diagnosis:** Primary Medical Diagnosis: Do you wish to include this in the filter? NO, Include/exclude/only progressive: Include All (dropdown menu circled in red), Include/exclude additional medical diagnoses: Include All (dropdown menu circled in red).

Buttons at the bottom: Save and Run, Run Report, Reset, Cancel and Close.

You're done!

Let us know if you have any questions or feedback at: [root@rcslt.org](mailto:root@rcslt.org).